






# 3D PRODUCT DESIGN

<p><b>EXPECTATIONS</b></p>	<p>➤ Remind yourself of the subject expectations and the syllabus by watching the Subject Video on the school website:  <a href="https://sixthform.fulford.york.sch.uk/curriculum-offer/">https://sixthform.fulford.york.sch.uk/curriculum-offer/</a></p>
<p><b>PURCHASE</b></p> 	<p>Not compulsory but some students benefit from the following book:  AQA AS/A-Level Design and Technology: Product Design (ISBN: 9781510414082)</p>
<p><b>REVIEW</b></p> 	<p>Review your CAD skills by having a go at using Autodesk fusion by <a href="#">logging in</a> ( and following one of the <a href="#">tutorials</a> by Warwick University. Use your school email address to register.  (Please be aware Autodesk Fusion is regularly updated so icons and pulldowns can change slightly).  If you struggle with this, then have a play with <a href="#">Sketchup</a> . There are loads of tutorials on YouTube, so choose one you fancy!</p> <p>Print off your work to show how what you have learnt.</p>
<p><b>READ</b></p> 	<p>Read the article on CAD/CAM by following this link:  <a href="https://www.inc.com/encyclopedia/computer-aided-design-cad-andcomputer-aided-cam.html">https://www.inc.com/encyclopedia/computer-aided-design-cad-andcomputer-aided-cam.html</a></p> <p>Write a few bullet points summarising the main points you've learnt.</p>
<p><b>WATCH/LISTEN</b></p> 	<p>Look at this website, choose a design movement and then redesign an everyday object using the influence of the movement.  Keep your sketches and notes to show how your design has developed.</p>
<p><b>COMPLETE</b></p> 	<p><b><u>Task 1: Materials research</u></b>  Research the following materials and produce a brainstorm to show your understanding of:  Woods, metals, polymers, composites, smart materials, papers and card.</p> <p><b><u>Task 2: Production processes</u></b>  Research the following manufacturing processes and create a presentation explaining the process:</p> <ul style="list-style-type: none"> <li>• Injection Moulding</li> <li>• Extrusion</li> <li>• Laminating</li> <li>• Milling</li> <li>• Turning</li> <li>• Casting</li> </ul> <p>Keep your notes to show what you've learnt.</p>