






PHOTOGRAPHY

<p>EXPECTATIONS</p>	<p>➤ Remind yourself of the subject expectations and the syllabus by watching the Subject Video on the school website: https://sixthform.fulford.york.sch.uk/curriculum-offer/</p>
<p>PURCHASE</p> 	<p>You will need some basic art and design materials for your work book, such as fine liner pens, letter stencils, glue sticks and scissors. It is recommended that you have your own DSLR camera so that you can work more independently on your projects. However, we do have a number of cameras that you can borrow from the department.</p>
<p>REVIEW</p> 	<p>The assessment objectives at A-level are the same as GCSE, it's worth reviewing what these are in order to hit the ground running in September. A01 – Research, photographers, artists to give your ideas a context A02 – Experimentation and refinement of media use A03 – Photography technique and camera skills A04 – personal responses and outcomes Each of these will be taught and addressed within the course structure. Whilst they are the same in format, the way students respond to them is of a higher order given the level of the course.</p>
<p>READ</p> 	<p>Online Photography magazines: https://www.lensculture.com/ https://www.1854.photography/ https://aestheticamagazine.com/</p>
<p>WATCH/LISTEN</p> 	<p>There are thousands of photography channels and videos on You Tube. These two are essential: Jamie Windsor https://www.youtube.com/user/jamiewindsor Sean Tucker https://www.youtube.com/channel/UC_43mQmHwHPTBBqImFrWU3Q</p>
<p>COMPLETE</p> 	<p>The best way to get better at photography is to go out and take photos! You could use your phone if you don't have a dedicated camera system to complete this task designed to develop your composition skills and push your creativity. TASK: Urban Alphabe https://www.theschoolofphotography.com/tutorials/alphabet-photography</p>